



HS 330


TIMBER-ALUMINIUM-LIFT AND SLIDE DOOR





CHARACTERISTICS

 **Thermal insulation** (in W/m²K)
U_w up to 0,73



 **Sound reduction** (in dB)
up to 32 - 40

 **Security**
up to RC1N, RC2

 **Locking**
fully concealed

 **Frame depth** (in mm)
209

I-tec Connect

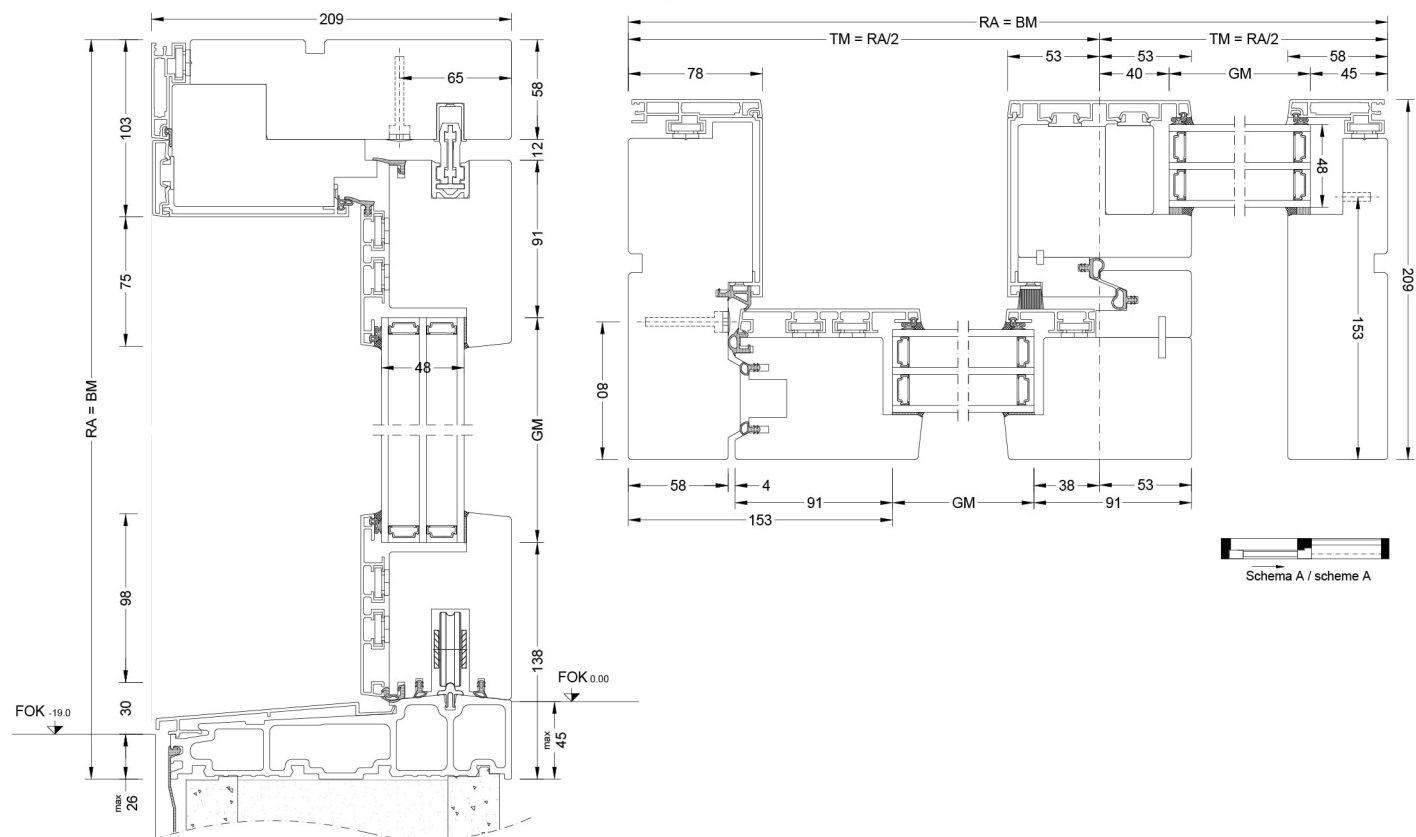


Create a harmonious living space - you can choose the same timber options and colours for this lift & slide door to match the HF 410, HF 510 and HV 45 timber-aluminium windows. Optimum thermal insulation and stability are provided by a fibreglass threshold in the passage area, which is covered with anodised aluminium on the outside. The fixed glazing offers a perfect glass design - it can be rendered on three sides.

HINT

Comfort Drive - the electric drive for convenient opening and closing of your lift & slide door at the touch of a button.

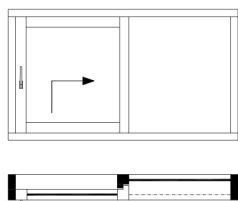
Senkrecht / Vertical



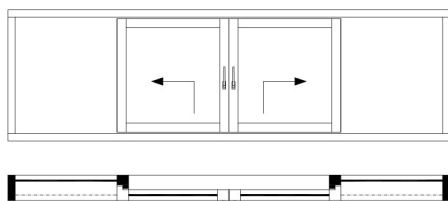
BM	Bestellmaß / Ordering size	GM	Glasmaß / Glass size
FM G	Flügelmaß Gehflügel / Sash size master sash	RA	Rahmenaußenmaß / Outside frame size
FM S	Flügelmaß Stehflügel / Sash size slave sash	TM	Teilungsmaß / Division size
FOK	Fußbodenoberkante / Finished floor level		

- Scheme A: Sash/fixed glazing
- Scheme C: Fixed glazing/sash/sash/fixed glazing
- Scheme G: Fixed glazing/sash/sash/fixed glazing
- HS330-30 fixed elements
- All-glass corners
- Profiling is the same all round
- Interior: all RAL colours; timber options spruce, larch, oak, walnut (Internorm timber colours)
- Anodised, RAL, highly weather-resistant textured, metallic and wood decor colours are available for the aluminium on the outside

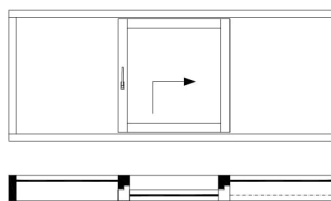
Schema A / Scheme A



Schema C / Scheme C



Schema G / Scheme G



HS330-30



Values

Glass Build Up	GC	Coating	AH	U _g	g	U _f	Psi	U _w	R _w	C	Ctr	Certificate - Thermal Performance	Certificate - Sound
6bESG/18Ar/6ESG /18Ar/b6ESG	3FD	ECLAZ®	Iso Alu	0,5 0,5	57 57	1,47 1,47	0,039 -	0,73 -	35 35	-2 -2	-5 -5	✓ ×	✓ ✓
4bESG/18Ar/4/18Ar/b4ESG	3T6	ECLAZ®	Iso Alu	0,5 0,5	59 59	1,47 1,47	- -	- -	32 32	-1 -1	-4 -4	×	✓ ✓
8bESG/16Ar/6ESG/ 18Ar/b6ESG	3FG	SolarXPlus	Iso Alu	0,5 0,5	56 56	1,47 1,47	- -	- -	38 38	-2 -2	-5 -5	×	✓ ✓
6b/16Ar/5/18Ar/b44.2(VSG-S)	3F8	ECLAZ®	Iso Alu	0,5 0,5	58 58	1,47 1,47	- -	- -	40 40	-2 -2	-6 -6	×	✓ ✓

ECLAZ® – Enjoy the many benefits of the Internorm ECLAZ® Premium Coating

More light & transparency

- The special coating allows more daylight to enter the interior, therefore making it brighter and friendlier.
- Enjoy a clearer view of the outside. The external reflection or mirror effect is also low and the glass is colour-neutral from the outside.

Improved health & productivity

- ECLAZ® helps to regulate your inner balance. Blue light from the sun helps to regulate your natural sleep and wake cycle, elevate moods and increase the feeling of well being.

Increased happiness & well-being

- Daylight has a balanced light spectrum and regulates the serotonin balance, which is responsible for well-being and life energy. Halogen bulbs, fluorescent tubes and LEDs lack these important light frequencies. ECLAZ® floods the house with daylight.

- 77% more light transmission of triple glazing with ECLAZ® helps to boost health and well-being, especially in the darker autumn and winter months.

Better energy efficiency & higher cost savings

- Less heat loss: ECLAZ® provides excellent thermal insulation, therefore reducing heating costs.
- Greater energy savings: 60% improvement in solar gain with triple glazing resulting in lower heating costs and higher energy efficiency.

Get more as standard

- ECLAZ® is fitted as standard in every Internorm window.
- No additional costs. You enjoy the benefits of this premium glass coating without having to pay more.